

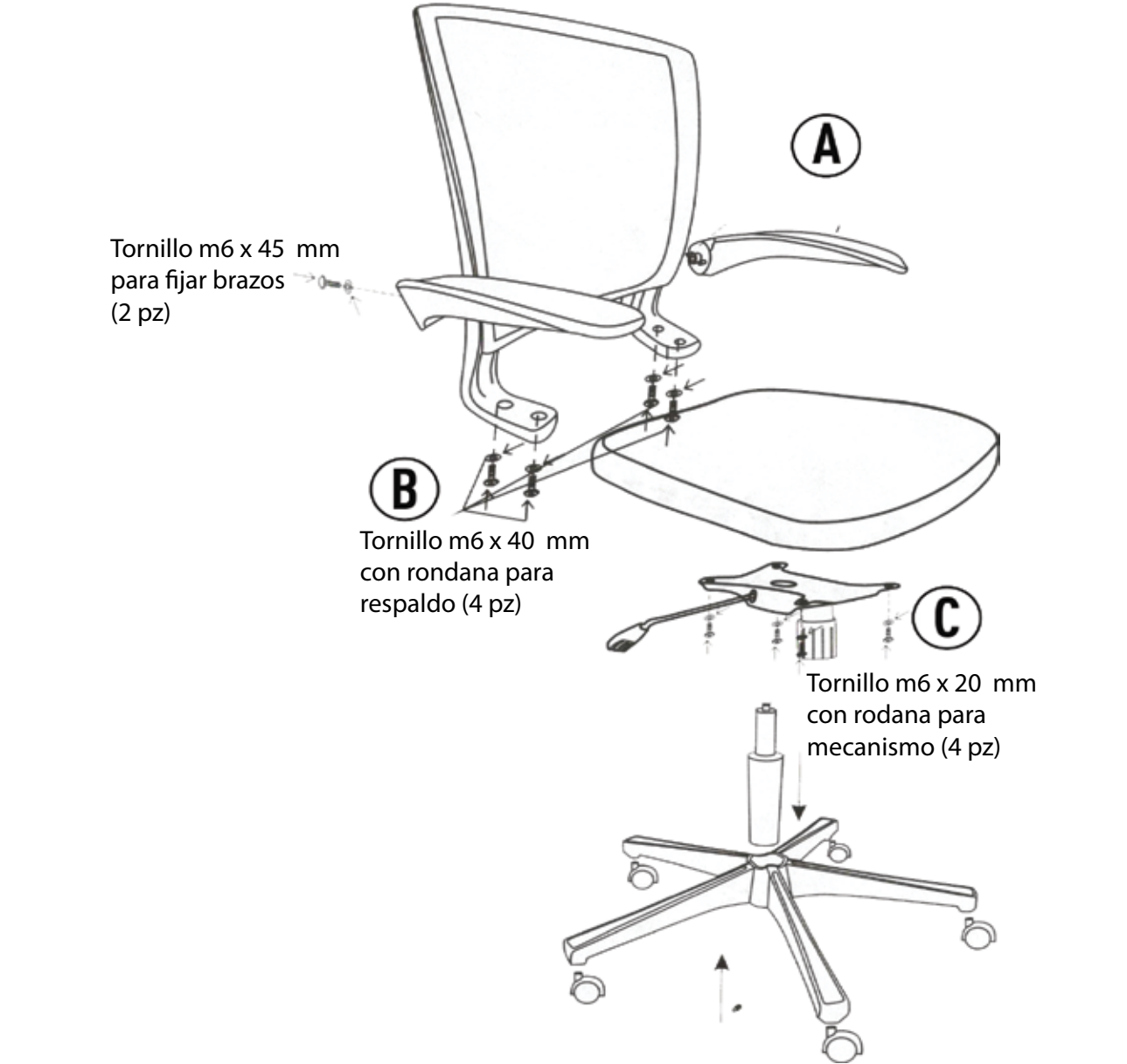









Instructivo de ensamblado Sillón Ejecutivo Samos

<p>Respaldo (1 pz)</p> 	<p>Asiento (1 pz)</p> 	 <p>Tornillo m6 x 45 mm para fijar brazos (2 pz)</p> <p>A</p> <p>B Tornillo m6 x 40 mm con rondana para respaldo (4 pz)</p> <p>C Tornillo m6 x 20 mm con rodana para mecanismo (4 pz)</p>
<p>Brazo (2 pz)</p> 	<p>Neumatico (1 pz)</p> 	
<p>Mecanismo (1 pz)</p> 	<p>Base estrella (1 pz)</p> 	
<p>Llave Allen (1pz)</p>  <p>Tornillos (10 pz)</p>  <p>Rondana (10 pz)</p> 	<p>Rodajas (5 pz)</p> 